

**2021-2022 Signature Learning Outcomes Results**

Signature Learning Outcomes	Exceeded Expectations		Met Expectations		Partially Met Expectations		Improvement Needed		Incomplete or Missing		Total	Courses/Experiences
	%	N	%	N	%	N	%	N	%	N	N	N
Liberal Education Skills	38.00%	95	28.00%	70	16.00%	40	18.00%	45	0.00%	0	250	13
Explain Choices	17.07%	35	59.02%	121	4.88%	10	18.05%	37	0.98%	2	205	6
Ethical Interaction	56.55%	380	39.14%	263	1.49%	10	1.93%	13	0.89%	6	672	27
Communication	36.86%	150	52.09%	212	8.11%	33	1.47%	6	1.47%	6	407	19
Culture Engagement	16.73%	85	78.15%	397	3.54%	18	0.98%	5	0.59%	3	508	12
Data Use	25.77%	143	53.33%	296	9.19%	51	10.09%	56	1.62%	9	555	19
Social and Natural Sciences	20.75%	72	54.47%	189	18.44%	64	5.76%	20	0.58%	2	347	14
											<b>2944</b>	<b>110</b>

Signature Learning Outcomes	2019-2020		2020-2021		2021-2022	
	Total	Courses/Experiences	Total	Courses/Experiences	Total	Courses/Experiences
Liberal Education Skills	236	6	310	13	232	12
Explain Choices	96	2	538	10	205	6
Ethical Interaction	327	9	531	25	672	27
Communication	441	25	747	26	407	19
Culture Engagement	316	8	300	10	508	12
Data Use	41	2	100	6	555	19
Social and Natural Sciences	262	8	97	5	347	14
<b>Total</b>	<b>1719</b>	<b>60</b>	<b>2623</b>	<b>95</b>	<b>2944</b>	<b>110</b>

Signature Learning Outcomes	Met + Exceeded Expectations			Partially, Met, Exceeded Expectations		
	19-20	20-21	21-22	19-20	20-21	21-22
Liberal Education Skills	50.8%	59.4%	66.0%	62.7%	77.4%	82.0%
Explain Choices	100.0%	46.3%	76.1%	100.0%	98.1%	81.0%
Ethical Interaction	97.9%	85.5%	95.7%	99.1%	93.2%	97.2%
Communication	80.0%	76.4%	89.0%	90.5%	89.9%	97.1%
Culture Engagement	97.8%	92.0%	94.9%	99.1%	99.3%	98.4%
Data Use	92.7%	78.0%	79.1%	95.1%	83.0%	88.3%
Social and Natural Sciences	63.4%	86.6%	75.2%	81.3%	88.7%	93.7%

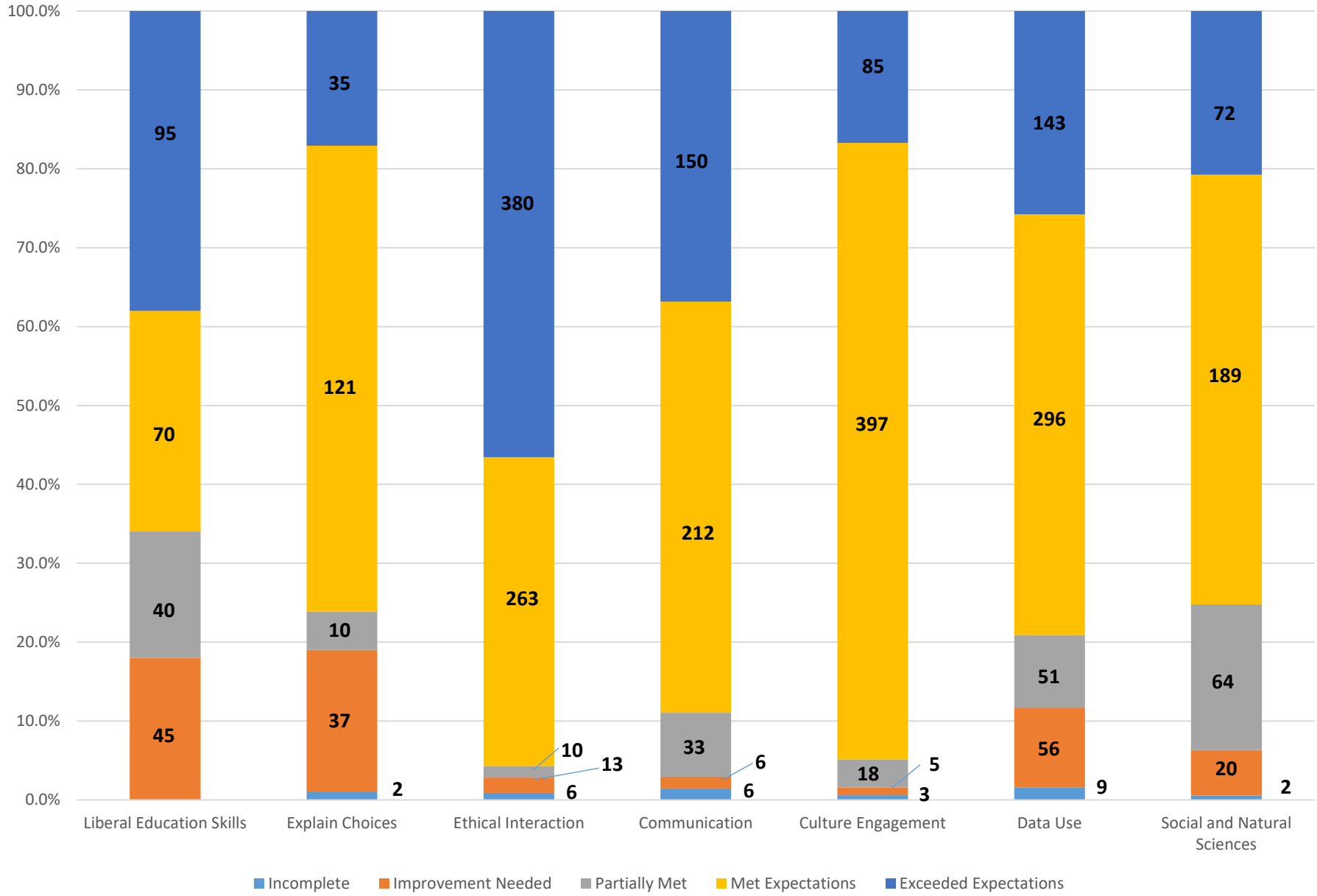
**2020-2021 Signature Learning Outcomes**

	Exceeded Expectations		Met Expectations		Partially Met Expectations		Improvement Needed		Incomplete or Missing		Total Assessments	Total Learning Experiences
	%	N	%	N	%	N	%	N	%	N	N	N
Liberal Education Skills	36.1%	112	23.2%	72	18.1%	56	17.4%	54	5.2%	16	310	13
Explain Choices	40.2%	216	6.1%	33	51.9%	279	0.6%	3	1.3%	7	538	10
Ethical Interaction	55.7%	296	29.8%	158	7.7%	41	4.1%	22	2.6%	14	531	25
Communication	54.6%	408	22.5%	168	13.1%	98	5.6%	42	4.2%	31	747	26
Culture Engagement	85.3%	256	6.7%	20	7.3%	22	0.0%	0	0.7%	2	300	10
Data Use	37.0%	37	41.0%	41	5.0%	5	14.0%	14	3.0%	3	100	6
Social and Natural Sciences	85.6%	83	1.0%	1	2.1%	2	3.1%	3	8.3%	8	97	5

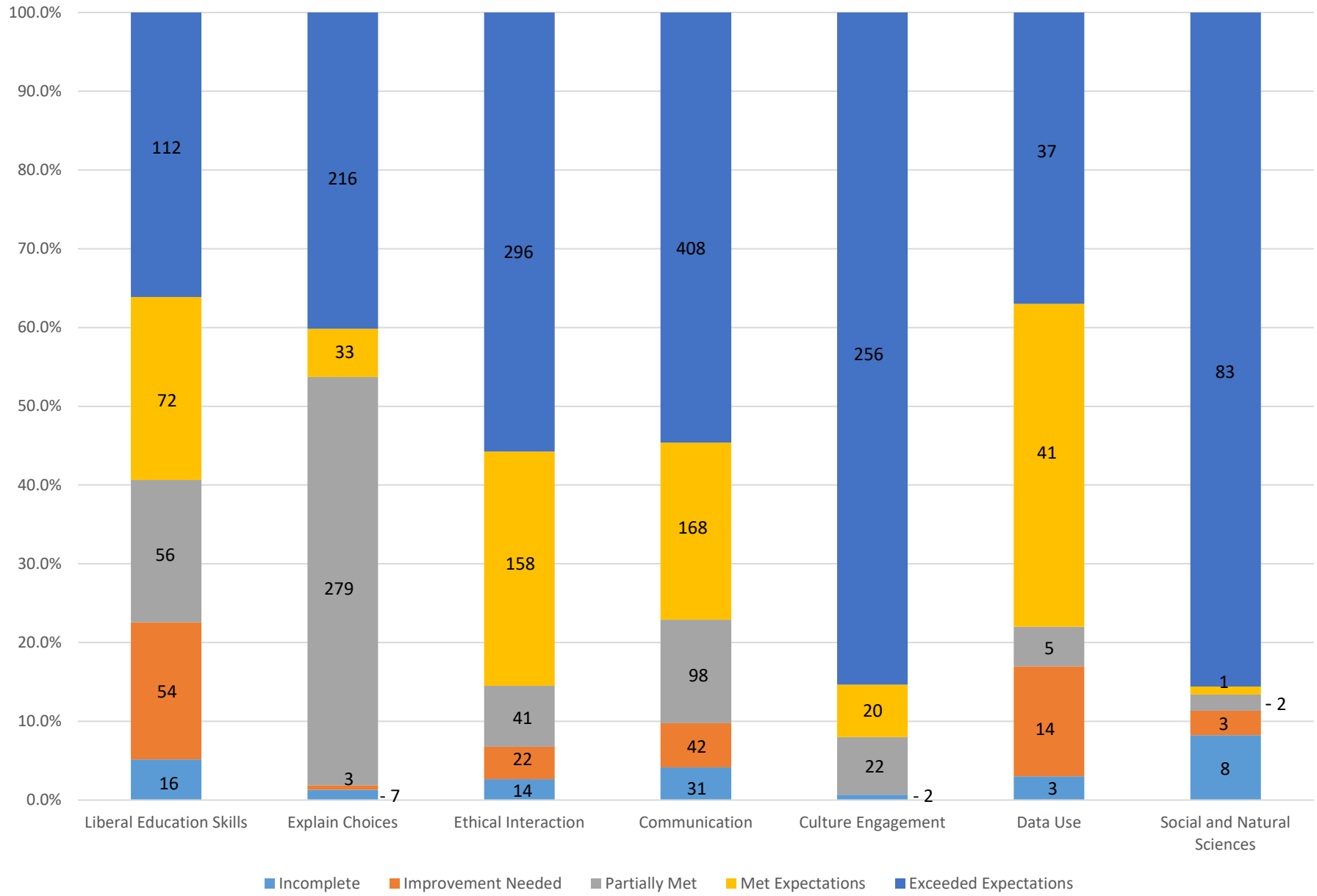
**2019-2020 Signature Learning Outcomes**

	Exceeded Expectations		Met Expectations		Partially Met Expectations		Improvement Needed		Incomplete or Missing		Total Assessments	Total Learning Experiences
	%	N	%	N	%	N	%	N	%	N	N	N
Liberal Education Skills	15.3%	36	35.6%	84	11.9%	28	11.9%	28	25.4%	60	236	6
Explain Choices	0.0%	0	100.0%	96	0.0%	0	0.0%	0	0.0%	0	96	2
Ethical Interaction	51.1%	167	46.8%	153	1.2%	4	0.3%	1	0.6%	2	327	10
Communication	37.2%	173	42.8%	199	10.5%	49	5.4%	25	4.1%	19	465	26
Culture Engagement	53.2%	168	44.6%	141	1.3%	4	0.3%	1	0.6%	2	316	8
Data Use	65.9%	27	26.8%	11	2.4%	1	4.9%	2	0.0%	0	41	2
Social and Natural Sciences	38.9%	102	24.4%	64	17.9%	47	12.6%	33	6.1%	16	262	8

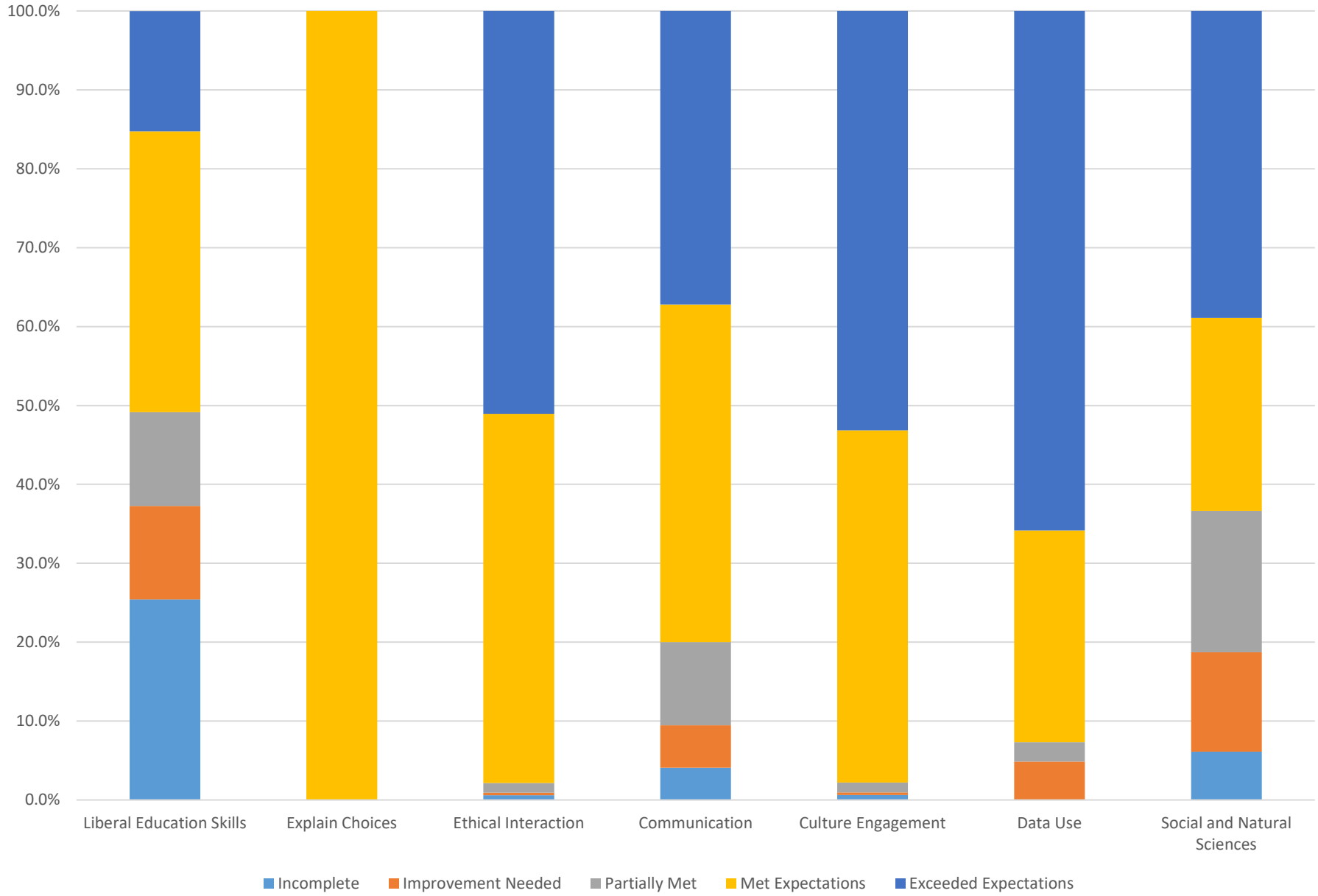
## 2021-2022 Signature Learning Outcomes



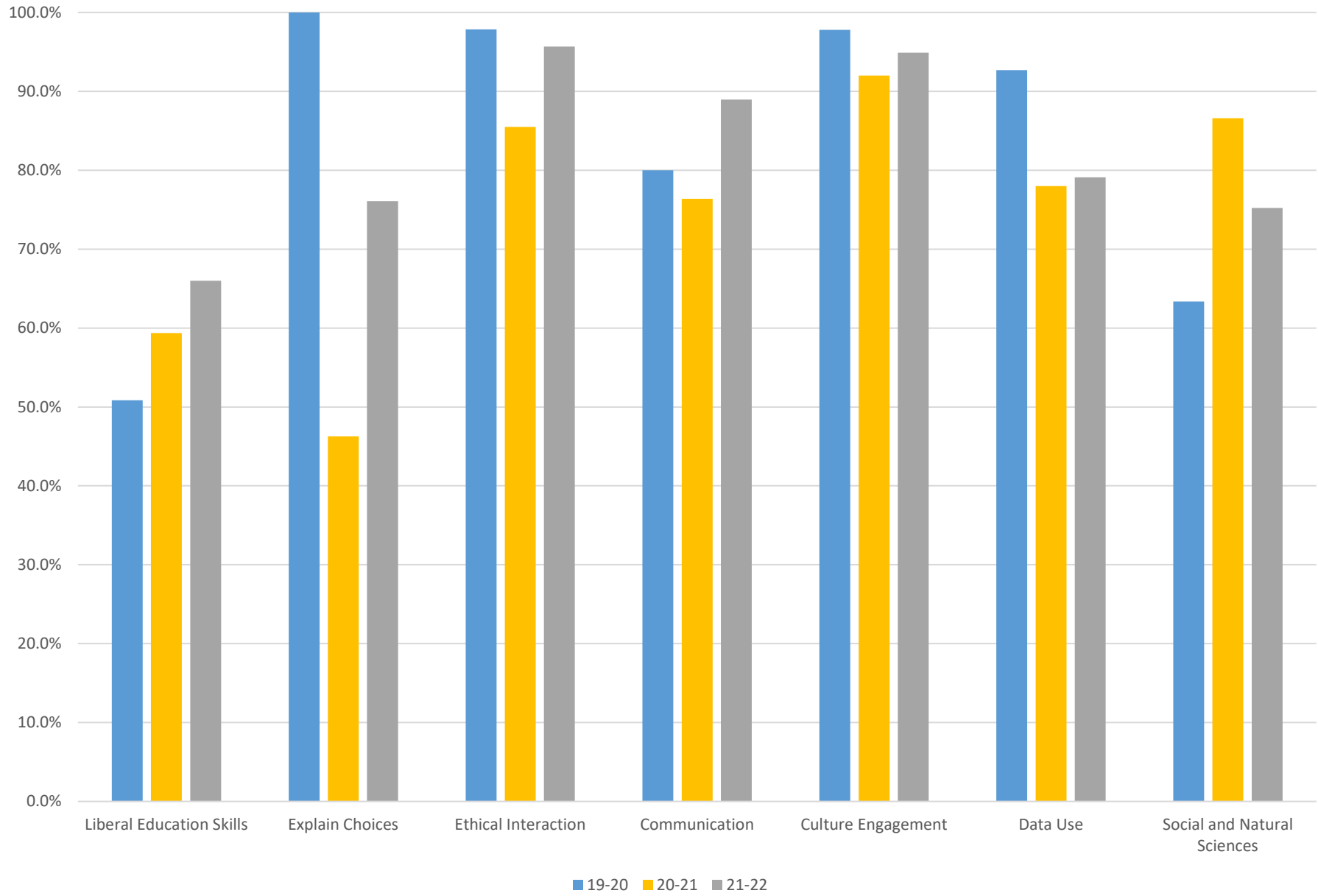
## 2020-2021 Signature Learning Outcomes



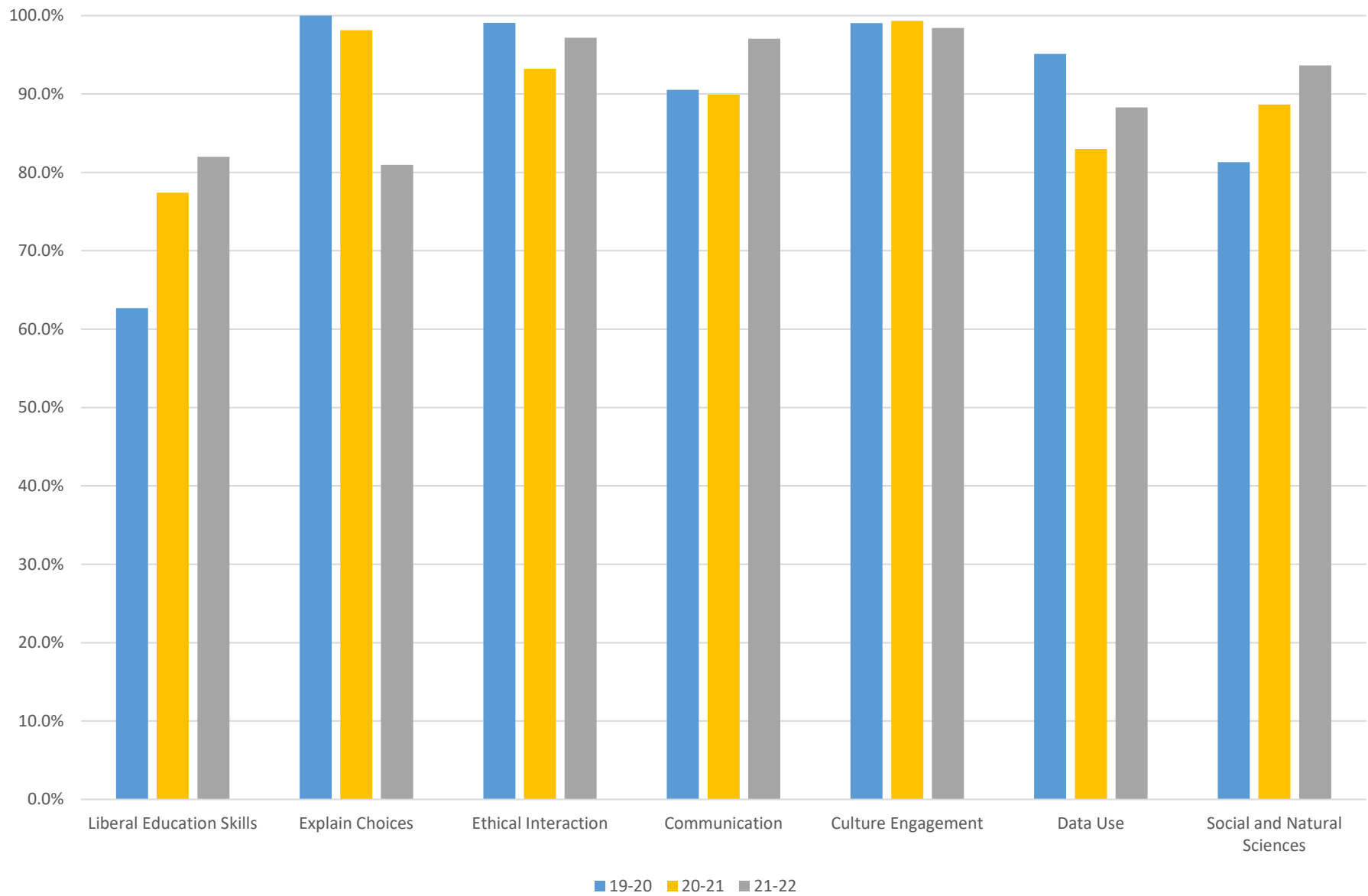
### 2019-2020 Signature Learning Outcomes



## Percentage of Students Meeting or Exceeding Expectations on Signature Learning Outcomes



## Percentage of Students Partially Met, Met, or Exceeded Expectations on Signature Learning Outcomes



	Exceeded Expectations		Met Expectations		Partially Met Expectations		Improvement Needed		Incomplete or Missing	
	19-20	20-21	19-20	20-21	19-20	20-21	19-20	20-21	19-20	20-21
Liberal Education Skills	15.3%	36.1%	35.6%	23.2%	11.9%	18.1%	11.9%	17.4%	25.4%	5.2%
Explain Choices	0.0%	40.2%	100.0%	6.1%	0.0%	51.9%	0.0%	0.6%	0.0%	1.3%
Ethical Interaction	51.1%	55.7%	46.8%	29.8%	1.2%	7.7%	0.3%	4.1%	0.6%	2.6%
Communication	37.2%	54.6%	42.8%	22.5%	10.5%	13.1%	5.4%	5.6%	4.1%	4.2%
Culture Engagement	53.2%	85.3%	44.6%	6.7%	1.3%	7.3%	0.3%	0.0%	0.6%	0.7%
Data Use	65.9%	37.0%	26.8%	41.0%	2.4%	5.0%	4.9%	14.0%	0.0%	3.0%
Social and Natural Sciences	38.9%	85.6%	24.4%	1.0%	17.9%	2.1%	12.6%	3.1%	6.1%	8.3%

Signature Learning Outcomes	Met + Exceeded		Partially, Met, Exceeded	
	19-20	20-21	19-20	20-21
Liberal Education Skills	50.8%	59.4%	62.7%	77.4%
Explain Choices	100.0%	46.3%	100.0%	98.1%
Ethical Interaction	97.9%	85.5%	99.1%	93.2%
Communication	80.0%	77.1%	90.5%	90.2%
Culture Engagement	97.8%	92.0%	99.1%	99.3%
Data Use	92.7%	78.0%	95.1%	83.0%
Social and Natural Sciences	63.4%	86.6%	81.3%	88.7%

**2021-2022 Signature Learning Outcomes**

	Incomplete	Improvement Needed	Partially Met	Met Expectations	Exceeded Expectations
Explain Choices	1.0%	18.0%	4.9%	59.0%	17.1%
Ethical Interaction	0.9%	1.9%	1.5%	39.1%	56.5%
Communication	1.5%	1.5%	8.1%	52.1%	36.9%
Culture Engagement	0.6%	1.0%	3.5%	78.1%	16.7%
Data Use	1.6%	10.1%	9.2%	53.3%	25.8%
Social and Natural Sciences	0.6%	5.8%	18.4%	54.5%	20.7%

**2020-2021 Signature Learning Outcomes**

	Incomplete	Improvement Needed	Partially Met	Met Expectations	Exceeded Expectations
Explain Choices	1.3%	0.6%	51.9%	6.1%	40.2%
Ethical Interaction	2.6%	4.1%	7.7%	29.8%	55.7%
Communication	4.2%	5.6%	13.1%	22.5%	54.6%
Culture Engagement	0.7%	0.0%	7.3%	6.7%	85.3%
Data Use	3.0%	14.0%	5.0%	41.0%	37.0%
Social and Natural Sciences	8.3%	3.1%	2.1%	1.0%	85.6%

**2019-2020 Signature Learning Outcomes**

	Incomplete	Improvement Needed	Partially Met	Met Expectations	Exceeded Expectations
Explain Choices	0.0%	0.0%	0.0%	100.0%	0.0%
Ethical Interaction	0.6%	0.3%	1.2%	46.8%	51.1%
Communication	4.1%	5.4%	10.5%	42.8%	37.2%
Culture Engagement	0.6%	0.3%	1.3%	44.6%	53.2%
Data Use	0.0%	4.9%	2.4%	26.8%	65.9%
Social and Natural Sciences	6.1%	12.6%	17.9%	24.4%	38.9%

Signature Learning Outcomes	Met or Exceeded			Partially, Met, Exceeded		
	19-20	20-21	21-22	19-20	20-21	21-22
Liberal Education Skills	50.8%	59.4%	66.0%	62.7%	77.4%	82.0%
Explain Choices	100.0%	46.3%	76.1%	100.0%	98.1%	81.0%
Ethical Interaction	97.9%	85.5%	95.7%	99.1%	93.2%	97.2%
Communication	80.0%	76.4%	89.0%	90.5%	89.9%	97.1%
Culture Engagement	97.8%	92.0%	94.9%	99.1%	99.3%	98.4%
Data Use	92.7%	78.0%	79.1%	95.1%	83.0%	88.3%
Social and Natural Sciences	63.4%	86.6%	75.2%	81.3%	88.7%	93.7%

Signature Learning Outcomes	Partially, Met, Exceeded		
	19-20	20-21	21-22
Liberal Education Skills	62.7%	77.4%	82.0%
Explain Choices	100.0%	98.1%	81.0%
Ethical Interaction	99.1%	93.2%	97.2%
Communication	90.5%	89.9%	97.1%
Culture Engagement	99.1%	99.3%	98.4%
Data Use	95.1%	83.0%	88.3%
Social and Natural Sciences	81.3%	88.7%	93.7%